



# METLSAW

## NF614-T6 Non Ferrous Six Foot Plate Saw



- High Production Sawing Rates
- Precision Tolerances to  $\pm .002$  in.
- Surface Finishes to 8 Micro in.
- Eliminate Subsequent Machining of Cut Parts
- Rapid Sawing Speeds
- Fast Set Up and 1000 Part Number Memory
- Fully Automatic Sawing System
- Full Size Color Touch Screen Controls
- Easy Blade Change


## NF614-T6 Specifications




Automatic Indexing



Convenient Blade Change



Modular Electronics



Convenient Loading and Unloading Systems

### CAPABILITY

Cutting Window	6"high by 72"wide
Thickness Options	up to 10 in.
Backgauge Range	0-144 in.

### ACCURACY

Straightness of Cut	± .002 in.
Vertical Squareness	± .0005 in./in. thick
Horizontal Squareness	± .002 in./ft.
Surface Finish	8 micro-inch

### FEED RATES & POWER REQUIREMENTS

30 HP Arbor Motor	2000 RPM
Cutting Speed	0-500 IPM
Reverse Carriage Speed	1000 IPM
Forward Backgauge Speed	up to 200 IPM
Reverse Backgauge Speed	250 IPM
Voltage	460/480
Air Requirements	40 CFM